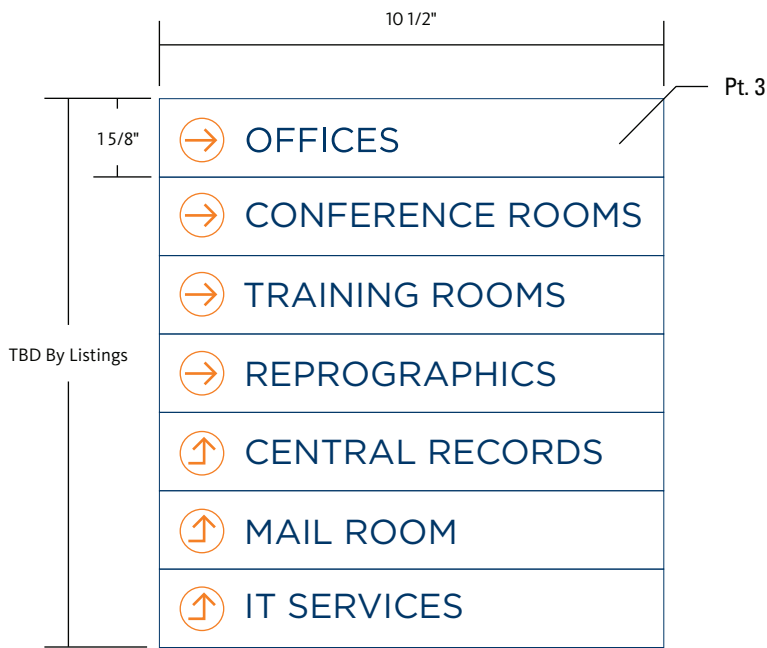
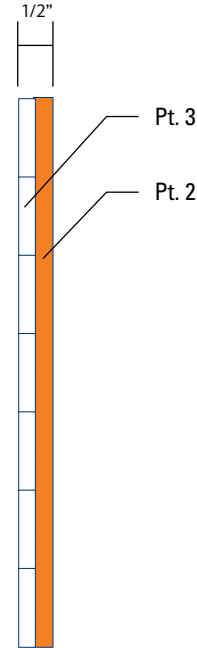




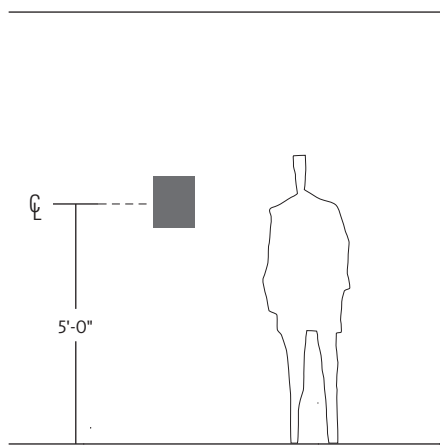
DETAIL
Scale: NTS



FRONT VIEW
Scale: 1:4



SIDE VIEW
Scale: 1:4



ELEVATION (TYPICAL)
Scale: 1/4" = 1'-0"

Application Note: Used for multi-tenant floors, Legacy spaces or leased building common areas.

Dimensions

Changeable Slats: 1 5/8"H x 10 1/2"W x 1/4"D
Backplate: "H (TBD by Listings) x 10 1/2"W x 1/4"D

Material Specifications

1/4" thick Aluminum* Backplate
1/4" thick Aluminum* Slats
Slats to have magnetic tape applied to back, with corresponding rubber steel applied to face of backplate to create magnetic surface.

Paint Specifications

1. PPG Pitt-Tech Plus Satin Acrylic Industrial Enamel 90-1110 Series tinted to Pantone 2945C**
2. PPG Pitt-Tech Plus Satin Acrylic Industrial Enamel 90-1110 Series tinted to Pantone 158C**
3. PPG Pitt-Tech Plus Satin Acrylic Industrial Enamel 90-1110 tinted to PPG Delicate White 518-1**

Color Specifications

Copy and Graphics to be silkscreened to match Pantones 158C and 2945C.

Mounting Specifications

Sign to be mounted to wall surface with VHB tape.***

Shop Drawings

Vendor must submit shop drawing to Client for approval prior to production.

Typeface

Gotham Book

Notes

Fabricator to verify all dimensions in field and supply detailed layout, mounting and installation drawings for approval prior to fabrication.

Samples

Fully assembled unit to be submitted for approval prior to production, unless waived by Client.

* Minimum of 25% to 50% recycled content

** In keeping within the sustainable requirements set forth by LEED, PPG Pitt-Tech Plus base should be used to create any of the custom-color matched paint colors specified above.

***Adhesive tapes that are allowed sufficient time to cure in the manufacturing facility need not comply with LEED requirements for indoor air quality as they have already off-gassed any pollutants prior to delivery and installation.