


CWT Evolution

The next generation
work stations.

Product information



Professional solutions for laminating and trimming.




Why a new model?

Background and goal.

CWT Worktools is today the world leader thanks to its product range and good quality, satisfied customers are the main goal. We currently have 10 table models, of which 7 of them are available in a premium version. It is precisely the premium model with its different sizes, logistics solution, quality and that it is easy to use which made the brand world-leading. The model now has 6 years in the market and it is time to review the market's needs and be the first with the latest. The new product is supposed to challenge the popular premium series in the long run, however, only two different sizes are taken in step 1 (one of which is only digital).

The mission is to develop the new generation work table, by using new technology and innovation and listening to the market's wishes. One should also take into account CWT's good reputation for quality, functionality, design and logistics.





What areas did we focus on?

1 Sizes of the table and roller

2 Working area

3 Heating roller

4 Non pneumatic

5 Features and gadgets

6 Logistic solutions

7 Easy to move

8 Improved LED light

9 Electric driven gantry


10 Easy to upgrade

11 Recognizable

12 Electric box

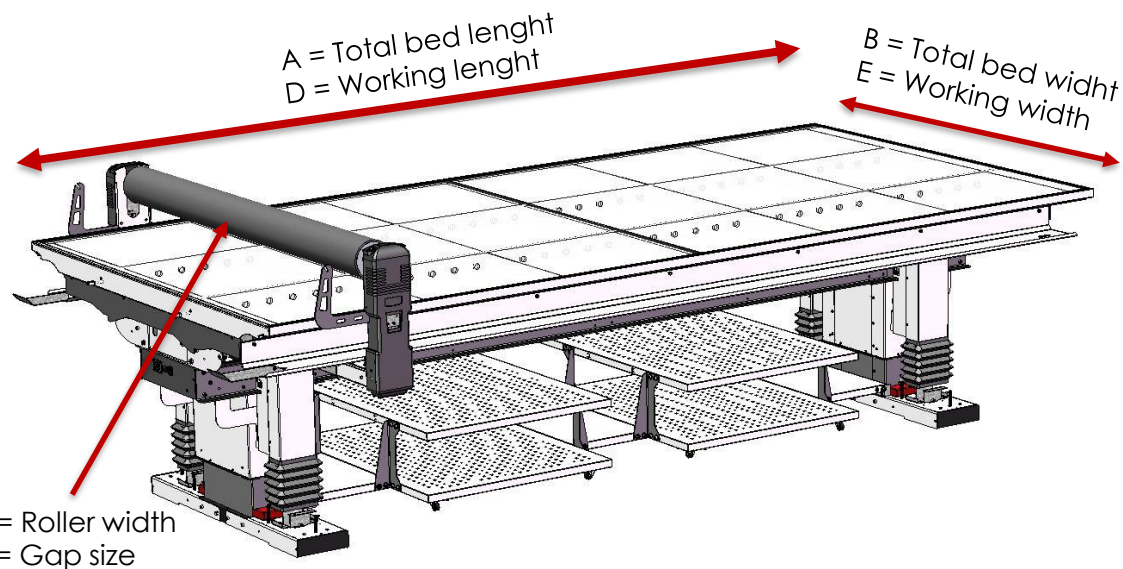
13 User friendly

14 Manual





Sizes of the table and roller



	1730	1736	1742	1748
A	3061	3645	4230	4815
B	1740	1740	1740	1740
C	1660	1660	1660	1660
D	2541	3125	3710	4295
E	1690	1690	1690	1690
F	95	95	95	95

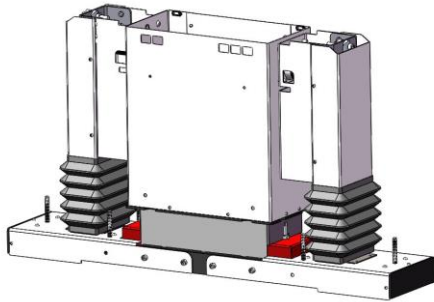
* All measurements in mm

Professional solutions for laminating and trimming.

Adjustable height as standard.

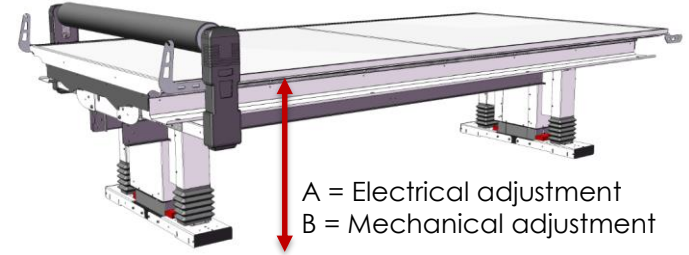
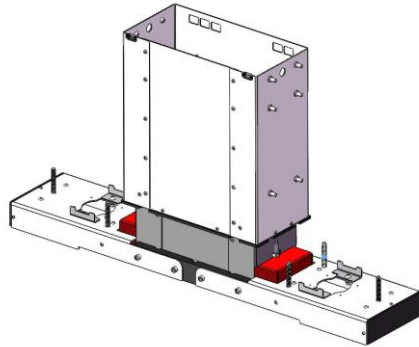
A

With electrical height adjustment you can have your working height from:
Lowest = 800 mm
Highest = 1090 mm



B

With mechanical height adjustment you can have your working height in 6 different settings with 50 mm spacing between each setting starting at 800 mm and up to 1050 mm



* All measurements is in mm

Professional solutions for laminating and trimming.

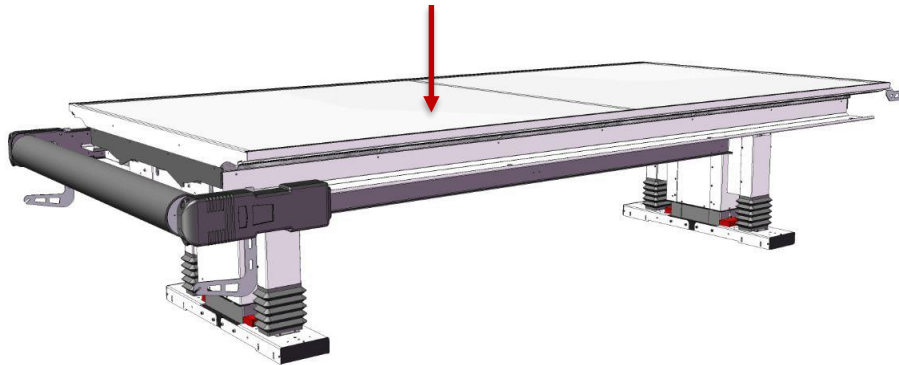


Working area.

We want your evolution to be more than just a flatbed applicator.

After visiting our customer and listen to what they use the table for, we realized that many users have the table as a working station. Cut, laminate, folding and many more jobs are made on the table, not because it's a flatbed applicator, but because it's a big surface. So why not use the whole surface, on the new Evolution you can fold the beam and with the adjustable height option you have your working station.

5,3m² of working
area on a 1736
with folded beam



Heating roller.

Do you need heat when laminating? Of course you do.

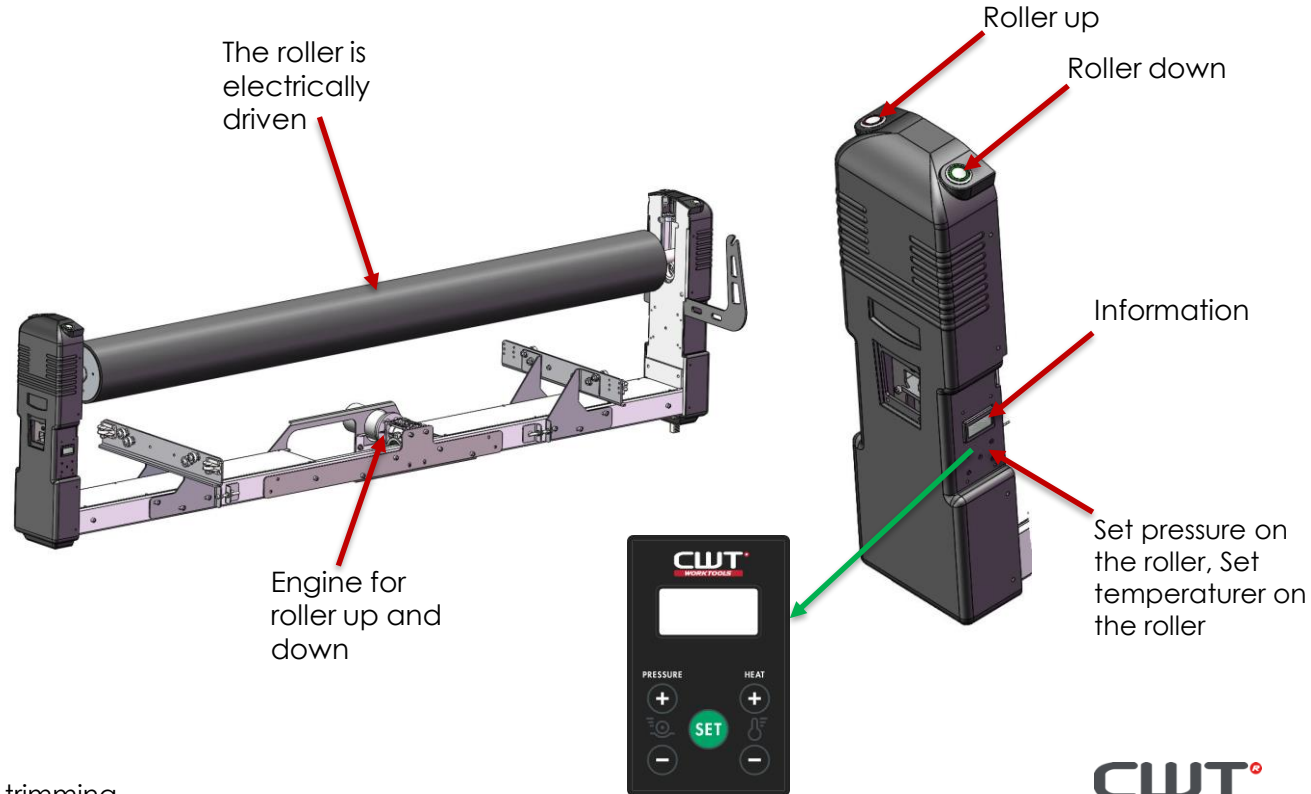
One big request from our customer is to develop a heating roller. Now it's finally here. We have managed to solve the heating issues and can now present a heating roller which looks and feels the same as a none heating roller. So it works just as fine using it hot or cold. Temperature guard inside the roller and you can heat the roller from 30° to 70° Celsius. How hot you want the roller to be is adjusted on a display mounted on the tower.



None pneumatic.

No compressor needed !!

Say good bye to the compressor. Every part that is moving on the new evolution can be driven by electricity, Table top up/down, roller up/down, gantry back/forward. Easy to set pressure on the roller using buttons on the tower. Up to 7 different pressures can be chosen to adjust to whatever material your working on. Another good advantage with this solutions is that the roller don't falls down on the table after reaching the end of the material, it will remain in the air. Using electricity gives us the advantage to adjust the speed of the roller up and down, control the pressure, adjust speed on how fast the gantry should move back and forward and glowing buttons.



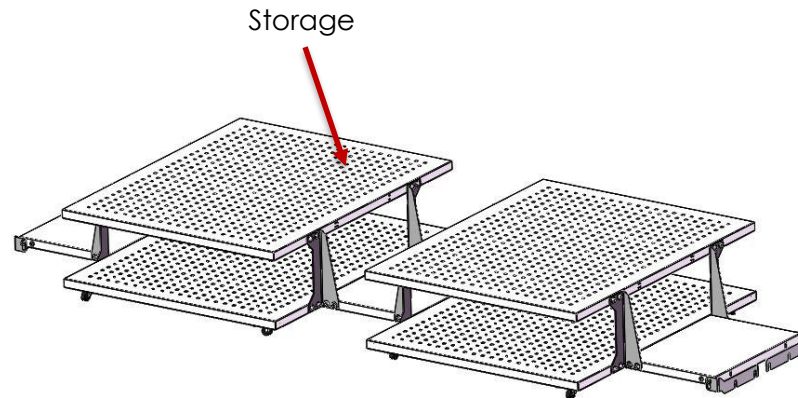
Professional solutions for laminating and trimming.

Features and gadgets.

Small things that makes the difference.

With a new table model developed there are also new gadgets for example:

- Roll holder that can slide into the table when not in use
- New roll cradles that can go on top of the table, or inside the side pockets
- Glowing buttons
- USB port, charge or smartphone or power supply your speakers
- Storage underneath the table for all of the material your using on the table, if you move the table the storage follows



Roll holder



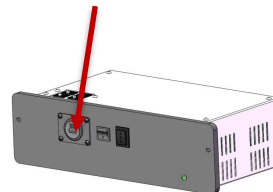
Roll cradles



Glowing buttons



USB port




Professional solutions for laminating and trimming.



Logistic solutions.

A winning concept.

We will continue with our winning concept when it comes to logistic solutions, delivery the table in a crate helps us to keep all the transports costs to a low price. We will be able to fill a 40 foot container with 12 units. When buying a CWT Evolution you have the possibility to make many choices on how you want to customize your table, heated roller, moving gantry etc. Our goal is that regardless on how you want to customize it we will still fit all parts inside the crate.



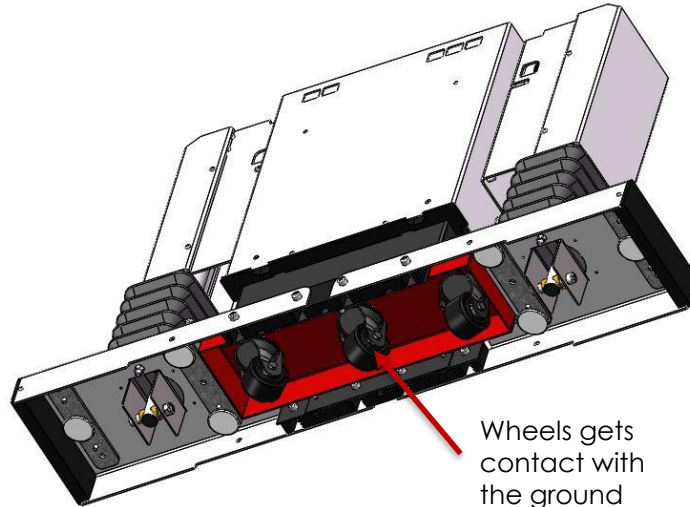
Professional solutions for laminating and trimming.



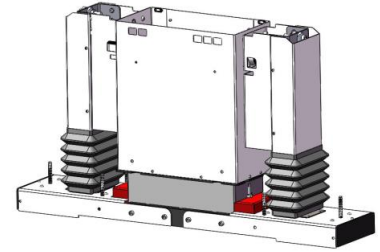
Easy to move.

Where do you want your table?

Maybe you have a small shop or you simply want the table somewhere else, then you just lower your table so that the wheels get contact with floor. The wheels are not visible when not in lowest position. The wheels are attached to the red box. When lowering the table the leg will push down the red box and the wheels will get contact to the floor.



Wheels gets contact with the ground when lowering the table



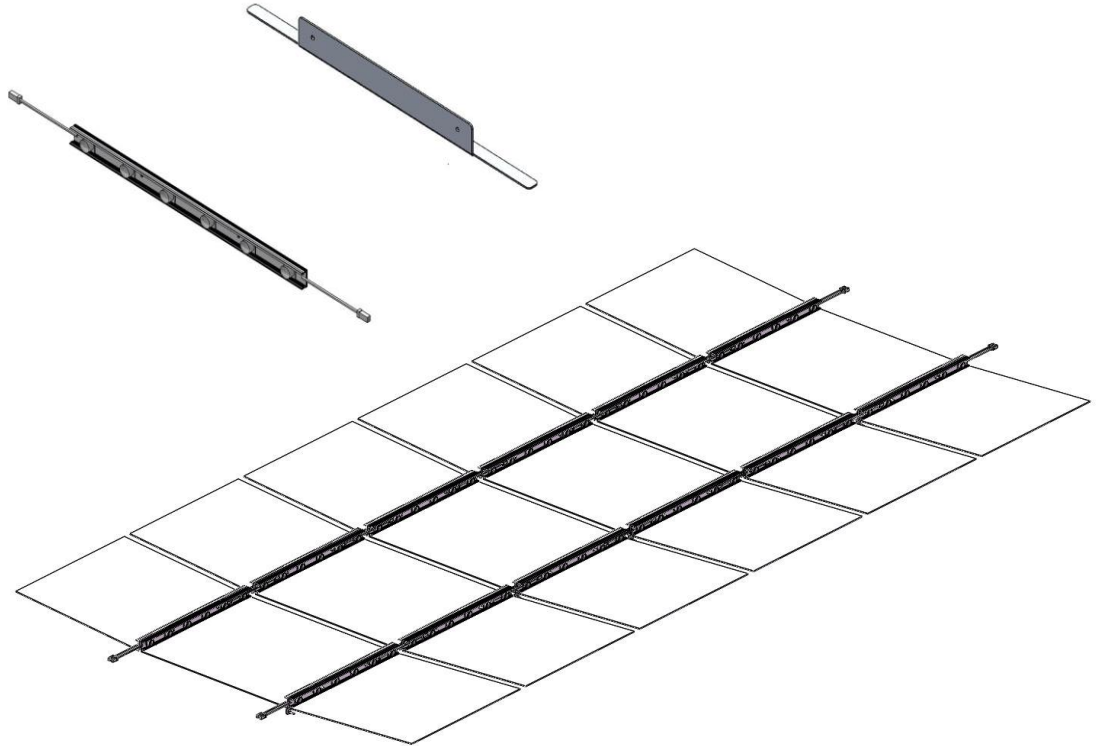


Improved LED kit.

New thinking when it comes to LED.

The new thinking when it comes to LED is to install all LED modules sideways and use reflectors. No more sheet metal, easy to install and easier to replace, if one module isn't working, just replace that module. All modules are installed with fast connectors. The reflector are in white plastic to get a good reflection and a low weight. It will also be easier to upgrade to LED if not purchased from the beginning since the LED is plugged into an already assembled electric box. The package witch contain the LED kit will be a small box, so it's easy to store and send to a cheap freight cost.

Facts: Color: White 6500K, Voltage: 24V
Power: 15.6W/PC, Module length 550mm

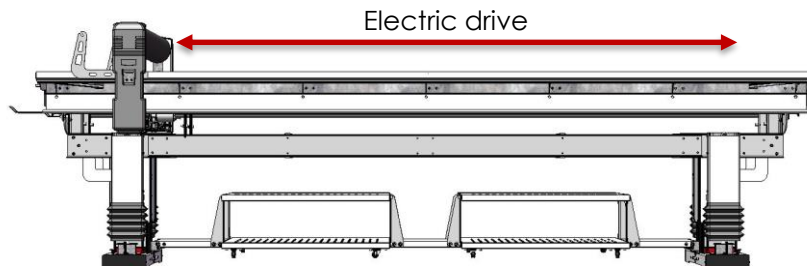




Electric driven gantry.

Electric driven glide beam, or not.

One of the biggest news on the new table is that you can have the glide beam electrically driven as an option. This means That you easily can switch between electric drive and moving the glide beam manually, switching between the different operation modes is just a button push away. The drift will have 4 different speed settings, combined with the heating roller this will give you a flatbed laminator with heat and the possibility to adjust speed and heat towards the recommendations from your material supplier.

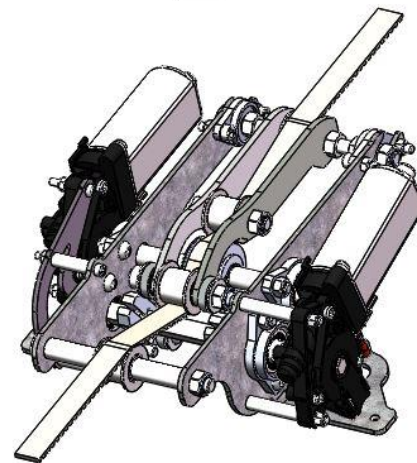


Move glide beam
in direction 1

Activate/deactivate
electric drift

Lift roller and
return to home

Adjust speed for
direction 1, chose
Between 4 different
settings

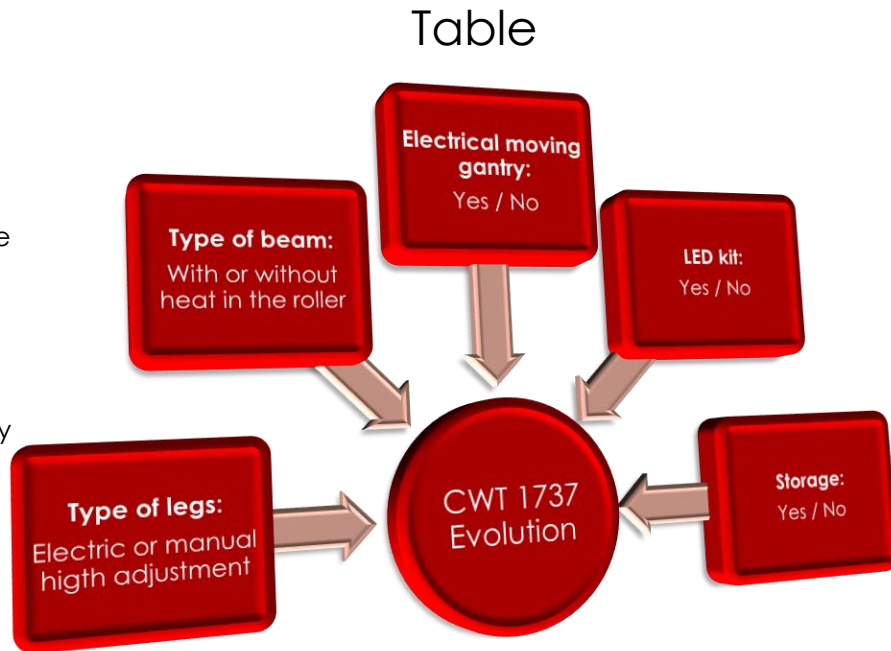




Easy to upgrade.

Customize your machine.

We realize our customers are different and have different needs. The new model gives us the possibility to be more flexible towards the customer without changing the manufacturing process. All of our products, gadgets and accessories can be installed afterwards which gives our customer the possibility to upgrade an already purchased table.



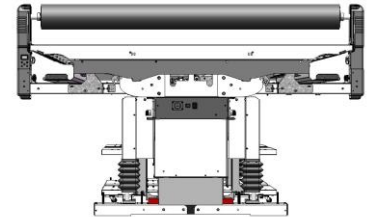
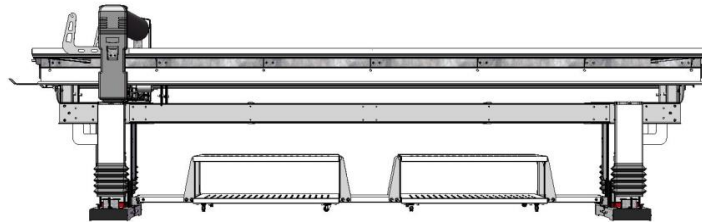
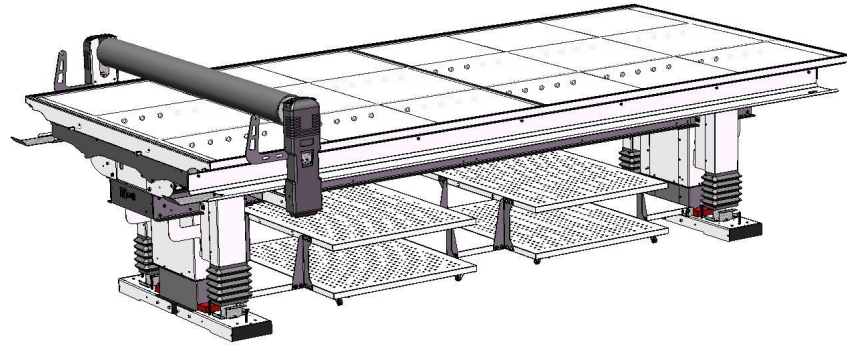
Accessories

- Linear Cutter
- Long reach cutter
- Sticky cleaner
- Cleaning pad
- Roll cradles
- Pro cutter inc shelf

Recognizable.

Keep the good and add the new.

We wanted to develop something completely new and innovatively. Although it has many new features and new design you can still find many things that remind you of the premium series, color, idiom and usability. You will also recognize how we pack, ship and handle the table the same way as previous models.



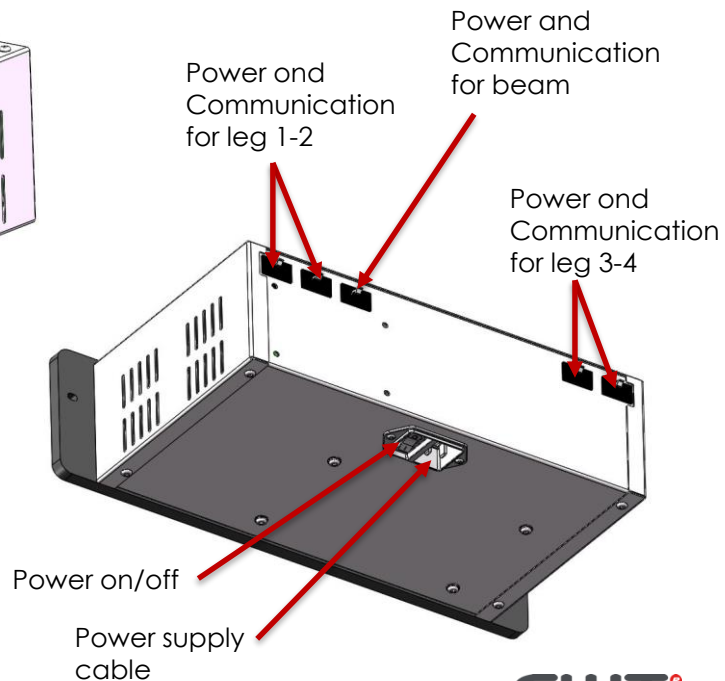
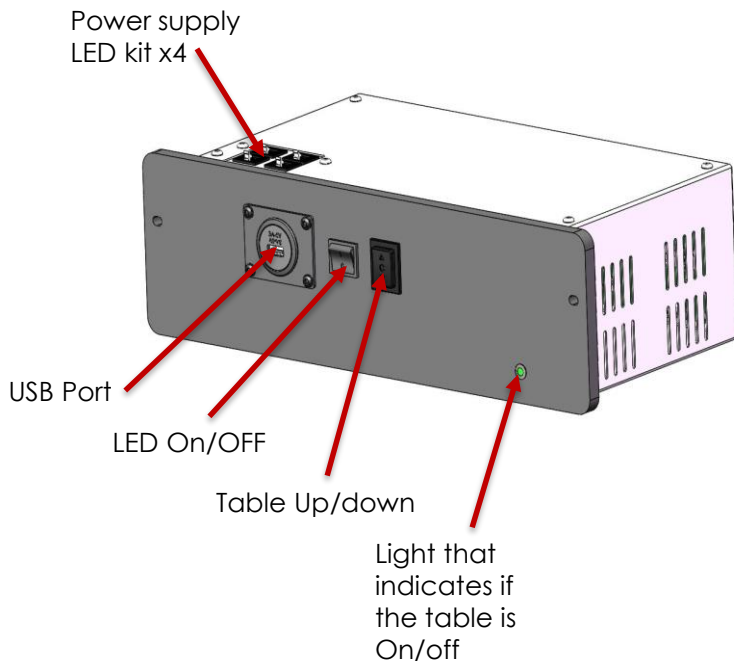
Professional solutions for laminating and trimming.



Electric box.

The power source.

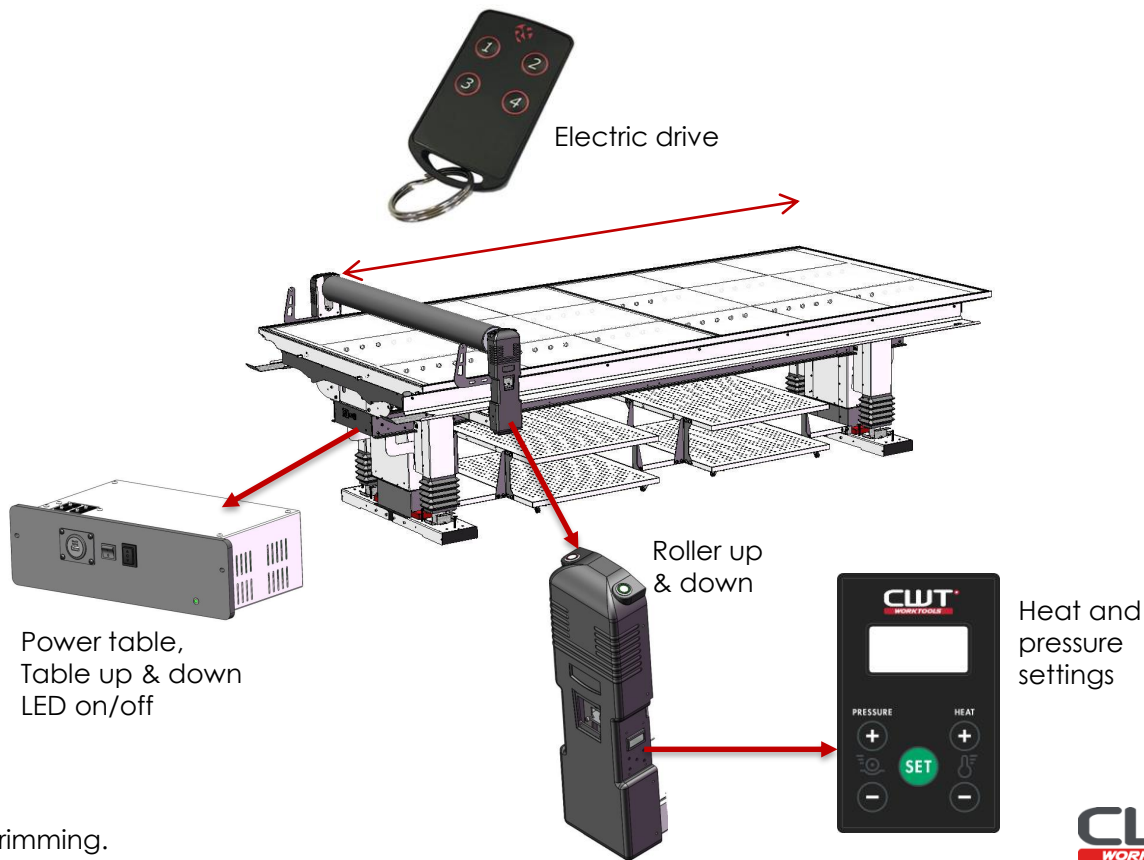
On each table there will be a power box that's supplies power to different applications. It will be the same power box regardless of table model or added equipment.



User friendly.

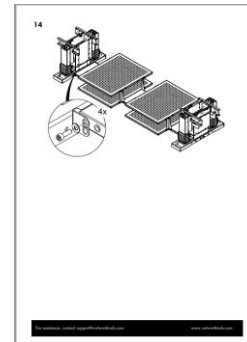
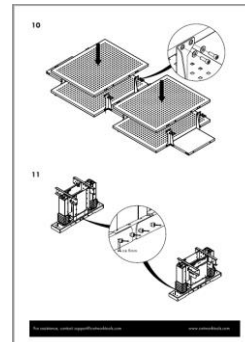
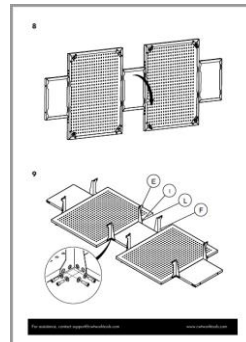
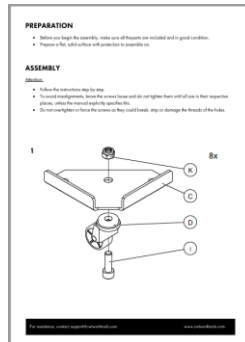


Anyone can use the table.

Our goal is that anyone should be able to operate our table. Regardless of height or strength this table can be easily operated. Functions like adjustable height, electrically driven glide beam and electrically driven roller up/down makes it easy for anyone to use. All functions are easy to learn and designed to any kind of business, because we don't see this table as only a flatbed applicator, we want this to be your new work station with multiple areas for use.



Professional solutions for laminating and trimming.

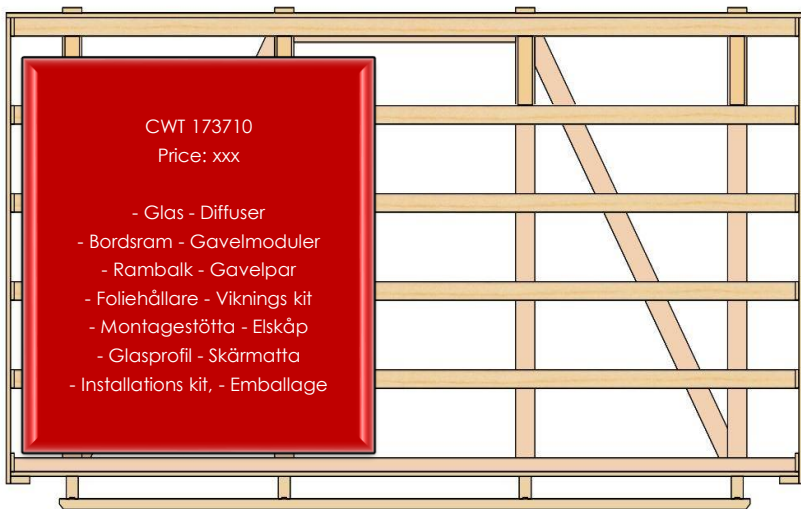
New manuals for each new product.





Sales model 1737 Evolution

Product



Mandatory option

Legs

Legs none electric
Price: xxx

Or

Legs, electric
adjustable
Price: xxx



Beams

Electric Glidebeam
Price: xxx

Or

Electric Glidebeam
with heat roller
Price: xxx



Non mandatory option

LED kit
Price: xxx

Roll cradles
Price: xxx

Drive glide beam
Price: xxx

Side table
Price: xxx

Storage
Price: xxx

ProCutter shelf
Price: xxx

Accessories

LRC
Price: xxx

ST10
Price: xxx


STPAD
Price: xxx

Linear Cutter
Price: xxx

Professional solutions for laminating and trimming.

CWT Worktools

When Quality, Price, Design,
Functionality, Service And
Performance Matters!



Professional solutions for laminating and trimming.