

Cutter Blade Manual

The following describes items on cutter blade.

When the cutter blade is replaced, perform test cutting (cutting test) to adjust the cutter blade.

For operations of the plotter, refer to the user's manual of the plotter.

Contents of this manual and product specifications are subject to change without notice.

カッター刃に関する説明書

カッター刃に関する項目を説明します。

カッター刃を交換した場合は、テストカット（カットテスト）を行い、調整してください。

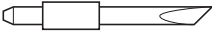

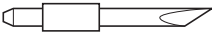

プロッター本体の操作に関しては、プロッター本体の取扱説明書を参照してください。

本書の内容および製品の仕様は、予告なしに変更することがあります。

Types of Cutter Blades

CAUTION

Handle cutter blades with care!

Blade type	Remarks
<p>Supersteel blades</p> <p>CB15U (Φ1.5mm)</p>  <p>CB15U-K20 (Φ1.5mm)</p>  <p>Remove the spring from the cutting blade for plunger (PHP33-CB15N / PHP35-CB15).</p> <p>CB15U-K30 (Φ1.5mm)</p>  <p>CB09UB (Φ0.9mm)</p> 	<ul style="list-style-type: none"> The maximum cutting distance is about 4000 m (depending on the media and cutting pressure used).

Cutter pen and cutter blade combinations

Color of the plunger cap	Cutter pen part no.	Compatible blade types		
		Diameter	Part no.	Material
Blue	PHP33-CB09N-HS	Φ0.9 mm	CB09UB	Cemeted carbide
Red	PHP33-CB15N-HS	Φ1.5 mm	CB15U	
			CB15U-K20	
			CB15U-K30	

Color of the adjustment knob	Cutter pen part no.	Compatible blade types		
		Diameter	Part no.	Material
Blue	PHP35-CB09-HS	Φ0.9 mm	CB09UB	Cemeted carbide
Red	PHP35-CB15-HS	Φ1.5 mm	CB15U	
			CB15U-K20	
			CB15U-K30	

Setting the Cutting Conditions (Setting Conditions)

The values that can be set for each parameter are shown in the following table.

Parameter	Value that can be set		Remarks
Cutting force (FORCE)	Tool holder 1: 1 to 48		48 steps
	Tool holder 2: 1 to 48		
Cutter blade type/ offset (OFFSET)	Cutter blade type	Offset	
	CB09U, CB15U, CB15U-K20, CB15U-K30	-5 to +5	
Speed (SPEED)	1 to 10, 15, 20, 25, 30, 35, 40, 45, 50, 55, 60, 65, 70, 75		Unit: cm/s
Acceleration (ACCELERATION)	1 to 10		The lower the number, the higher the cutting quality
Tool No.	1, 2		Refer to the User's Manual.

Media and Cutting Conditions

Cutting conditions for each media type

Cutting media	Thickness (mm)	Blade type	FORCE	SPEED	ACCELERATION
Marking film	Indoor	Cemeted carbide blade • CB09UB • CB15U	14 to 17	Up to 30	3
	Outdoor		10 to 14	Up to 30	3
Fluorescent film	0.2 to 0.25	CB15U-K20 CB15U-K30	16 to 20	Up to 30	3
Masking film for block copy production	0.01 to 0.1		5 to 7	5 to 20	2
Masking rubber for sandblasting	Up to 1		21 to 34	Up to 10	1
Thick paper	Up to 0.5		28 to 38	3 to 13	1

Blade Model Names and the Cutter Blade Type and Offset Displayed

Cutter blade type	Cutter blade number	LCD panel		
		Screen display	OFFSET	
			Default	Setting range
Supersteel	CB09UB	CB09U	0	±5
	CB15U	CB15U	0	±5
	CB15U-K20	CB15U-K20	0	±5
	CB15U-K30	CB15U-K30	0	±5
Other	—	OTHER	29	1 to 99

Select "OTHER" when using a blade type that is not listed in the table above or when a cutting operation using a thick or otherwise difficult-to-cut media produces unsatisfactory results, and then alternately adjust the OFFSET value and run a cutting test until the desired results are achieved.

The table below lists the guideline OFFSET settings when the blade type is set to OTHER.

Model name of the cutter blade used	OFFSET
CB09UB	19
CB15U	29
CB15U-K20	29
CB15U-K30	29

Supplies

Item	Model	Contents
Cutter blade	CB09UB-5	0.9 mm diameter, cemented carbide blade (set of 5)
	CB15U-5	1.5 mm diameter, cemented carbide blade (set of 5)
	CB15U-K20-2SP	1.5 mm diameter, cemented carbide blade (set of 2)
	CB15U-K30-5	1.5 mm diameter, cemented carbide blade (set of 5)

Please check our company's home page for the latest information on supplies.