



Comparison of CLEAR FOCUS One Way Vision™ Perforated Window Films




50/50 Perf Pattern
(50% open)
2-mm holes

SuperVue®
JetVue®




50/50 Perf Pattern
(50% open)
1.5-mm holes

ClassicVue®




60/40 Perf Pattern
(40% open)
1.6-mm holes

EconoVue® 60/40
EconoVue® 60/40 Interior Clear
DuoVue™



65/35 Perf Pattern
(35% open)
1.5-mm holes

ImageVue®
ImageJetVue®
PosterVue®
SunSecure®



70/30 Perf Pattern
(30% open)

ReflectVue®
(1.5-mm holes)

EconoVue® 70/30
(1.4-mm holes)

Usage Guidelines

- ClassicVue is recommended for vehicle window graphics. SuperVue can be used on rear vehicle windows or other windows where the viewing distance is not close (e.g., not recommended for side bus windows).
- CLEAR FOCUS window films with a 70/30 or 65/35 perf pattern are recommended for point-of-purchase, retail and commercial windows graphics as they offer optimum image resolution and detail. They are not recommended for use on vehicle windows because of reduced visibility.
- SuperVue is recommended for building wraps and other large-format graphics.
- EconoVue 60/40 and 70/30 are recommended for point-of-purchase, retail and commercial window graphics. They are not recommended for vehicle window graphics because of reduced visibility or for long-term or large-format applications (e.g., building wraps).
- Check your local, city, state and national regulations for compliance with building signage ordinances.
- For vehicle window tint information, visit the International Window Film Association's website at www.iwfa.com, or check the ClassicVue product page.
- Perforation patterns and diameters are approximate.

CLEAR FOCUS Imaging, Inc., 60 Maxwell Court, Santa Rosa, CA 95401
Tel: 1-800-307-7990 • 707-544-7990 • Fax: 707-544-1886
Email: headoffice@clearfocus.com • www.clearfocus.com