

December 28, 2012

TO: MIMAKI DISTRIBUTORS/DEALERS

Subject: **FineCut for CorelDRAW Precautions on setting for saving EPS file when output to RasterLink**

Target Model: **FineCut for CorelDRAW**

☐ New, ☐ Modification, ☒ Information, ☐ Request

Total page: 2

Contents:

The following problem was happened and we inform precautions about EPS Export setting for saving EPS file when performing [Output to RasterLink] in FineCut for CorelDRAW:

Problem:

When Print&Cut data is created by RasterLink output function and start Print&Cut in RasterLinkPro5, cutting would not work after the print. (As the same as Cut only.)

Cause of problem:

When checking ON [Convert spot colors to...] in "EPS Export" display, the cutting data cannot be created and cutting was not performed.

Target version:

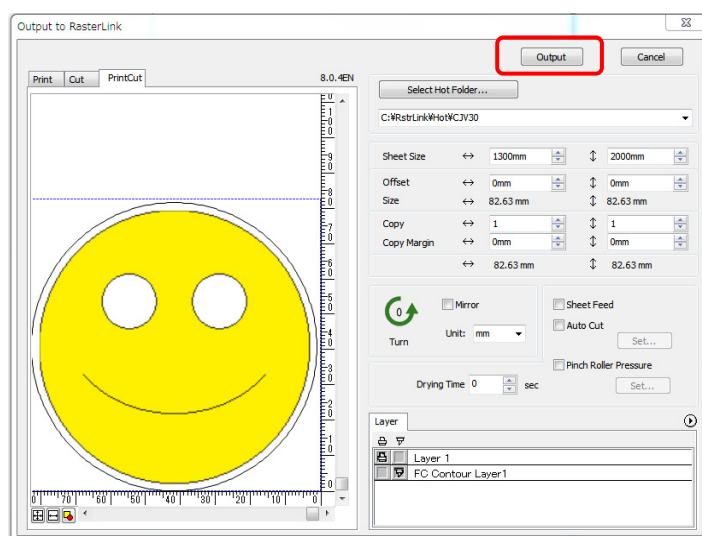
CorelDRAW version: CorelDRAW X3, X4, X5, X6 (32/64bit)

* CorelDRAW 11 and 12 does not show the setting regarding [Convert spot colors to...]

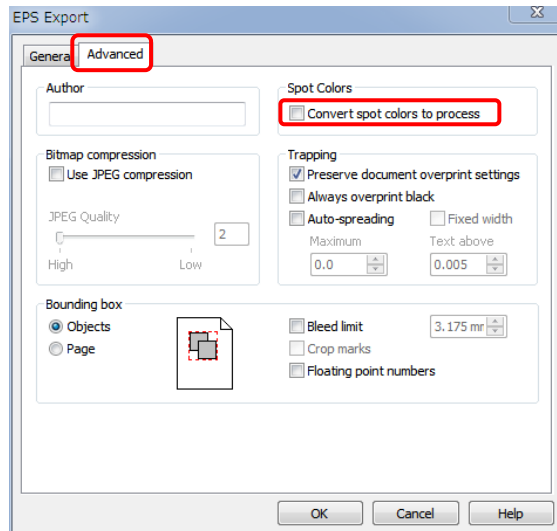
Countermeasure and precautions:

Confirm EPS setting and change the setting as follows:

(1) Click [Output] on "Output to RasterLink" dialog. EPS Export setting is appeared.

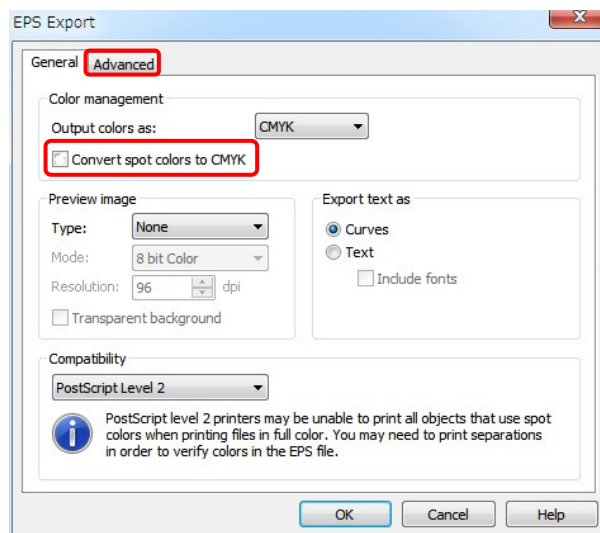


- (2) Check off the box of [Convert spot colors to...]
CorelDRAW X3, X4: [Advanced] tab -> Sport Colors

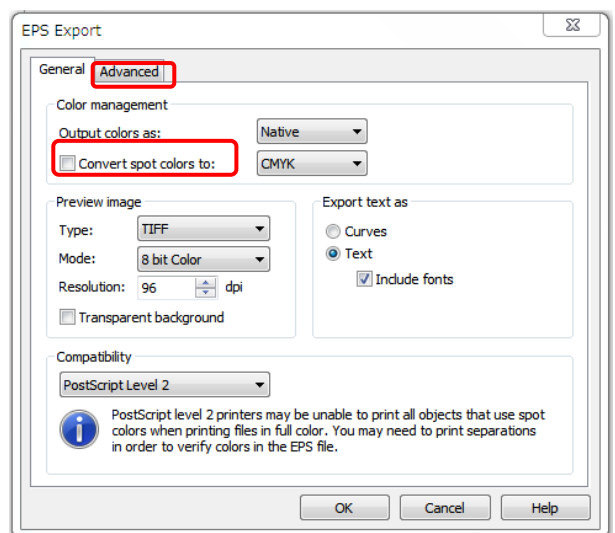


CorelDRAW X5, X6: [General] tab -> Color management

CorelDRAW X5



CorelDRAW X6



- (3) Click [OK] and perform EPS file output.
This setting is kept and it is not necessary to set it again from the next time.
*CorelDRAW Default: OFF